

A GAME BY OLE STEINESS

CHAMPIONS OF MIDGARD

VALHALLA

RULEBOOK



VALHALLA


In Valhalla, fallen warriors, led by the valkyries, will fight alongside Odin and feast with Freyja for all eternity. Nothing is more glorious to a fallen Viking warrior than entering the halls of Valhalla. At Odin's side and in Freyja's field death doesn't seem so bad.

In this expansion for Champions of Midgard, players earn sacrifice tokens for the death of their warriors. These sacrifices turn into opportunities for the living in the form of powerful instant effects and stronger warriors ready to join your clain and aid you in your quest for glory! By defeating epic monsters in the afterlife and using the blessing of the Valkyrie, you will discover ever more ways to gain glory in Midgard.

COMPONENTS



1 Leader Board



27 Valkyrie Blessing Cards



2 Destiny Cards



6 Leader Ability Boards




6 Epic Monster Cards



1 Merchant Ship


SETUP

Champions of Midgard: Valhalla requires some additional setup from the base game version of **Champions of Midgard**. The setup instructions which follow are in addition to the normal setup instructions for **Champions of Midgard** which should still be followed precisely unless noted otherwise.

Some of the components in Champions of Midgard: Valhalla are designed to be mixed in with the components from your Champions of Midgard base game. Expansions components are marked with a  for easy removal in the future should you wish to separate your expansions.






- ① Before setting up your game for the first time using this expansion, make sure to shuffle your new Destiny Cards in with the Destiny Cards from the base game.
- ② Place the Berzerker Dice and Shieldwarrior Dice beside the board near the other Viking Warrior dice.
- ③ Place the Sacrifice tokens beside the board near the other tokens.
- ④ Place the Valhalla Board next to the main game board.
- ⑤ Shuffle the Valkyrie Blessing Cards and place them on their indicated space. The empty spaces will be filled with face up Valkyrie Blessings during the setup phase of each round.
- ⑥ Shuffle the Epic Monster Cards and reveal 2 of them (3 in a 4-5 player game), placing them on the indicated spaces on the Valhalla board. Return the unused cards to the box.
- ⑦ Give each player the Leader Ability board, which corresponds to their chosen leader, to be placed beneath their leader board and a Burial Ground Tile to be placed beside it.
- ⑧ Finally, give each player 1 Leader Die in addition to their normal starting resources.

You are now ready to begin playing.



GAMEPLAY

NEW IKONS

You will notice a new icon  on many of the new components. This icon means "a warrior die of your choice." This icon is necessary to include the new Shieldwarrior  and Berzerker  dice.  &  mean the same thing and should be read interchangeably.

LEADER ABILITIES & LEADER DICE

Viking leaders bring benefits to their clans by inspiring them to be better workers, better traders, and better warriors. A leader can lead in many ways but some things may only be attained on the battlefield.


Every Viking Leader now has a secondary ability which can only be activated as a result of an act of strong leadership on the field of battle. New Leader Ability tiles placed beneath your leader board show each leaders new secondary ability and have a space for your leader die.



This space may hold your leader die, other warriors do not reside in the leaders' quarters.

Leader dice may be used (and lost) in combat like any other dice. Leader dice show the following results:




When you roll an  while using your leader in combat you immediately activate the ability on your leader ability board.



In the first round of combat, Thyra rolls the above results.



First she resolves her Leader Ability, and claims one  from the supply. Next she resolves combat damage, defeating the Troll and losing one die.

Like other dice, your leader can be defeated in combat. Thematically, they are wounded however, and not killed. Leader dice are returned to the supply until such a time as they can be healed (see Valkyrie Blessings). A player may never possess more than 1 Leader Die.

SACRIFICE TOKENS



Included in **Champions of Midgard: Valhalla** are sacrifice tokens which correspond to each of the various types of Viking Warrior dice in the Game. These tokens represent your warriors who have died in the quest for glory and now inhabit Valhalla gaining the approval of the Valkyries and defeating Epic Monsters at Odin's side. Specifically these tokens are resources which may be spent to activate Valkyrie Blessings or claim an Epic Monster tile.


Viking Leader Dice do not have sacrifice tokens because they are never killed. Instead they are merely wounded and the dice are returned to the supply until they can be healed.

When playing with the **Valhalla** expansion, each time you return a Viking Warrior die to the supply, take the corresponding token and store it on your Burial Grounds tile.

Additionally, any time you collect a Sacrifice token, you may immediately spend any number of your collected sacrifice tokens activating the effects on the Valhalla board, purchasing a Valkyrie Blessing card, or defeating an Epic Monster.

Valkyrie Blessings are how the Valkyries show their favor for Viking Leaders who bravely lead their warriors to battle for glory! Most provide an instant effect which grants the Leader

VALKYRIE BLESSINGS

claiming the blessing Resources, Glory, or Viking Warrior Dice, and many of them convey a very important benefit – healing a wounded Viking Leader. Whenever you purchase a Valkyrie Blessing card that shows this symbol  you may claim a Viking Leader Die from the supply, assuming you don't already have one. No player may have more than 1 Viking Leader die at any given time.

Valkyrie Blessing cards are the primary way players gain access to the new and powerful Berzerker and Shieldwarrior dice. The effect of each Valkyrie Blessing card is described below.

Epic Monsters are powerful creatures which can provide big bonuses at the end of the game. Each of them offers a certain amount of glory immediately upon being defeated and then an


<p>Card Name</p> <p>Card Cost</p> <p>Card Effect</p>	<p>Divine Glory x5</p> 	<p>Retrieve your leader die from the supply. Then gain the indicated favor token(s).</p>	<p>Fortune of the Gods x3</p> 	<p>Retrieve your Leader Die from the supply. Then gain 3 resources of your choice.</p>
	<p>Freya's Blessing x3</p> 	<p>Retrieve your Leader Die from the supply. Then gain a favor or discard a blame. Repeat if indicated.</p>	<p>Odin's Feast x3</p> 	<p>Retrieve your Leader Die from the supply. Then gain 3 food.</p>

Valhallan Berzerkers x4




Retrieve your Leader Die from the supply. Then collect the indicated number of berzerker dice from the supply.

Valhallan Fighting Band x2



Retrieve your Leader Die from the supply. Then collect the indicated number of Shieldwarrior dice and Berzerker dice from the supply.

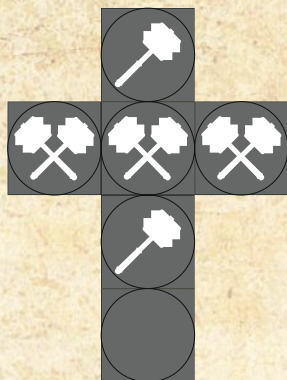
Valhallan Shieldwarriors x4



Retrieve your Leader Die from the supply. Then collect the indicated number of Shieldwarrior dice from the supply.

BERZERKER & SHIELDWARRIOR DICE

double hits!

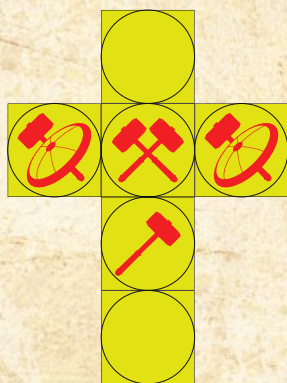


However, due to their reckless nature, berzerkers are the first to die. In any combat, when wounds are assigned (dice are discarded due to the enemies attack value) berserker dice must be sacrificed first.

Shieldwarrior Dice:

Shieldwarrior dice are a new and

powerful Viking



Warrior type with 2 sides that block and hit simultaneously! These are great warriors for providing protection to your reckless berzerkers.

EPIC MONSTERS

additional effect to be resolved at the end of the game often with big scoring potential. Because there are a finite number of Epic Monsters available, if you want to be the one who defeats one you must hurry toward that goal. In most games, not every player will be able



Defeating Fenrir is worth 8 Glory immediately, and at 4 Glory per Troll you have defeated at game end.

to defeat an epic monster and will have to satisfy themselves with having the opportunity to purchase additional Valkyrie Blessing cards.


[COMPLETE DESCRIPTION OF EPIC MONSTERS TO FOLLOW]

Berzerker Dice:

Berzerker Dice are a new and powerful Viking Warrior type with only 1 blank side and 3

EXAMPLE OF SACRIFICE TOKEN USE

Asmundr sends 2 swords and 2 spear to fight the troll. He rolls 1 shield, 1 blank, 2 single hits.



He defeats the troll and collects X glory and 1 wood as a reward and discards 1 blame telling Gylfir to take one from the supply.

He then sends his 2 swordsmen dice to the supply as a result of the Troll's attack and claims 2 Swordsman Sacrifice Tokens.



At the conclusion of this combat he can spend these tokens and any others he has collected to purchase a Valkyrie Blessing Card or to defeat an epic monster.

This time he chooses to spend just the 2 swordsmen sacrifice tokens he just collected to claim the Divine Glory Blessing and immediately earn 2 glory (though he could have saved them toward defeating the Epic Monster Fenrir later for instant glory & an end game bonus!)



»
T
»
⊗
»
A
»
⤴
»
T
»
⊗
»
A
»
⤴

»
T
»
⊗
»
A
»
⤴
»
T
»
⊗
»
A
»
⤴



CREDITS

Game Design: Ole Steiness

Development: Joshua Lobkowicz & Shane Myerscough

Art: Victor P. Corbella & Andre Garcia

Graphic Design: Nick Banjai

Rulebook Layout: Nick Banjai

Editing: Joshua Lobkowicz, Owen Reissmann, Dawn Lobkowicz

Playtesters: Ben Whiteman, Hal Shirley, Charlie Theel, Matthew Roberts, Connie Roberts, Rebecca Barr, Vincent Gasperson, Bunny Burn, Jimmy Joe, Dawn Lobkowicz, Owen Reissmann, Joseph Reissmann, Thomas Steiness, Adel Hadi, Simon Gjerloev, Christian Engelbrecht, Daniel Skjold Pedersen, Morten Weilbach, Johannes Sjolte, the customers and crew at Pieces STL Board Game Cafe ... and many more.

Thank you all for helping to make our game shine!