

The background is a light, textured green with numerous small, stylized leaves in shades of orange, red, and brown falling from the top. The title is centered in the middle of the page.

Everdell Bellfaire

RULES OF PLAY



OVERVIEW

For the last 99 years, the critters of Everdell have been hard at work building cities in their beloved valley. Now it is time to celebrate! The king and queen are throwing an unprecedented year-long event to commemorate the 100th year since Everdell's founding. Come one, come all! Come and celebrate the Bellfaire!

Bellfaire offers a number of different modules and components that you may include when playing *Everdell*, such as a flat board that can be used in place of the Ever Tree, new Special Events, endgame Garland Awards, unique player powers for each critter type, rules for 5-6 players, and more!

CREDITS

Expansion Design: James A. Wilson

Development: Dann May, Brenna Noonan

Art: Andrew Bosley

Art Direction/Graphic Design: Dann May

Executive Producer: Dan Yarrington

Playtesters: Clarissa Wilson, Nathan Wilson, Jacob Parker, Jonathan Parker, Lee Kaiser, Maximilian Berbechelov, Iskra Dyulgerova, Karl Schwantes, Chrissy Peske, Tom Peske, Amy Peske, Alex Peske, James Charlick, Jonathan Ramundi, Kat Rendek, Trevor Baker, Gregory Delaney-Mucklow, Cory Kneeland, Angela Kneeland, Marie Kneeland, Michael Forrey, Tim Dolloff, Benjamin Leroy-Beaulieu, Kim Williams, Anthony Williams, Erin Williams, Rob Bell, Kat Slosarska-Bell, Jonathan Baxter, Erin Baxter, Andrew Albertsen

CONTENTS



1 BELLAIRE BOARD



1 MARKET BOARD



6 PLAYER BOARDS




7 GARLAND AWARD TILES




1 FLOWER FESTIVAL
EVENT TILE



9 SPECIAL EVENT
CARDS



4 FOREST CARDS



15 PLAYER POWER
CARDS



1 RUGWORT TOKEN



8 AXOLOTL/ANY
TOKENS



4 MARKET TOKENS



12 CRITTERS (6 CARDINALS, 6 TOADS)
AND 2 FROG AMBASSADORS*

*FOR USE WITH EVERDELL: PEARLBROOK

MODULES

Bellfaire offers a number of expansion options that may be used when playing the base game of *Everdell* or one of its expansions. Before setting up the game, players should choose which modules they wish to include. The details for each module, including setup and rules, are outlined below.

PLAYER BOARDS

These boards may be used as an area to store resources, workers, and point tokens. Players may choose any board that they wish to use.

FOREST LOCATIONS

You may shuffle these 4 new Forest locations into the deck of other Forest locations during setup.



Note: You must pay the full 3 twigs to use this location.

SPECIAL EVENTS

The new *Bellfaire* special Events are less specific events than those found in the base game. These can be added to the game in a number of ways, depending on preference:

- Shuffle them in with all of the other special Events during setup.

- Shuffle and draw 2 of these special Events and 2 of the other special Events.

- Use only these *Bellfaire* special Events.

FLOWER FESTIVAL EVENT

You may place the Flower Festival **basic** Event beside the main board, or on the designated space on the *Bellfaire* board. This basic Event is achieved the same way as the other basic Events.

To achieve this Event, you must have 1 of each of the 5 card colors in your city, and place a worker on the event to claim it.

GARLAND AWARDS

These represent special awards granted by the king and queen to cities that display excellence in specific aspects of their city.

During setup, shuffle the Garland Awards and draw 1, placing it either faceup beside the main board or in the designated area on the *Bellfaire* board.

At the end of the game, the player who has the most cards in their city of the type listed on the Garland will gain an additional 6 points. Second place will gain an additional 3 points.

If players are tied for either first or second, they will both gain the listed point bonus.

Your city must contain at least 1 of the listed card types to be eligible for the reward.

MARKET

You may place the Market board beside the main board, or use the Market area on the Bellfaire board.

- At the beginning of the game, place the 4 Market tokens on the “gain” side of the Market.
- When placing a worker here, you must choose to either **gain** resources, or **trade** them.
- If gaining, choose one of the available tokens, gain the resources and cards, then move that token to the “trade” side.

To trade, pay the resources and discard the amount of cards listed on any token on the “trade” side, then gain 3 point tokens and 2 of any resources from the

supply, then move the token back to the “gain” side.

You may only have up to 1 of your workers deployed to the Market at a time.

BELFAIRE BOARD

Instead of using the 3D Ever Tree, you may use the Bellfaire board. Place your workers along the top of the board in the Season locations. Place the special Events along the bottom of the board. You may place the deck on the stump of the Ever Tree, or off to the side of the board to help with visibility.

The Bellfaire board contains the Market location, and spaces for the Flower Festival Event and Garland Award tiles.



Bellfaire board set up to play with the Flower Festival, Garland Awards, and Market modules.

5-6 PLAYERS

When playing with 5 or 6 players, apply these changes:

- Do not gain a worker when you Prepare for spring.
- Play with 5 special Events with 5 players, and 6 special Events with 6 players.
- Players have a hand limit of 7 cards instead of 8.
- Deal this number of starting cards:
 - 1st player: 5 cards
 - 2nd player: 5 cards
 - 3rd player: 6 cards
 - 4th player: 6 cards
 - 5th player: 7 cards
 - 6th player: 7 cards
- After you have passed at the end of the game, discard any cards in your hand.
- If you run out of cards in the draw pile, shuffle the discard pile to replace it. If you run out of all cards in the draw pile and discard pile, you may draw from the Meadow cards as if they were the draw pile. If you run out of cards in the Meadow, no more cards may be drawn for the remainder of the game, unless cards are discarded, creating a new draw pile.

PLAYER POWERS

Using Player Powers will give each player a unique ability, based on which critter type they choose.


All powers are additions to the normal rules of the game, so they do not replace the normal functions of workers that are allowed in the game, and they are not considered “card-playing abilities.”

Before game setup, each player should be dealt 2 player powers and choose 1 to use, returning the others back to the box.

When using Player Powers, do not gain a worker when you Prepare for spring.

If playing with Player Powers in a solo game, it is recommended that you also include one or more of the solo variants listed at the end of this rulebook.

Each Player Power is outlined in detail in the next section.





Axolotls: At the beginning of the game, place 1 of the “any” resource tokens on each of the Basic locations on the board

(the locations along the edge of the river). When you visit a Basic location, also gain the “any” resource token from there. You may use each token one time as any resource of your choice.



Cardinals: Increase your hand limit by 2 cards. After you draw cards, either from placing a worker or another effect, you may draw 1 additional card.



Foxes: When you place a worker on a Forest location, instead of activating that Forest location, you may instead

activate any non-permanent location where an opponent has a worker deployed. This may include locations on Destination cards like an Inn or Queen, but not a Cemetery since it is a permanent location.



Hedgehogs: If you did not gain a berry when you placed a worker on a Basic or Forest location, gain 1 berry. When playing a

Construction, you may pay 2 berries to replace 1 of any resource in the cost. You may pay as many berries as you would like. *Example: You could pay 6 berries to decrease the cost of a Construction by 3 resources.*



Lizards: Begin the game with the unused Forest locations in a shuffled facedown deck. At the beginning of each season,

including the beginning of the game, draw 3 and choose 1 to play in your area, placing the other 2 at the bottom of the deck. You alone may visit these Forest locations. *Note: An opponent may not copy these Forest locations with a Lookout.*



Mice: After you visit a Basic or Forest location, you may gain 1 of any resource that you do not already have.



Moles: Whenever you use a worker to gain resources from a location, you may pay up to 1 of those resources you just gained to gain 1 pebble.



Otters: When playing a Construction, you may use resin as any resource.



Owls: Increase your hand limit by 1 card. After you place a worker, you may discard 1 card from your hand and/or draw 1 card.

You may keep this drawn card, or you may give it to an opponent. If you give it away, draw 2 cards.



Squirrels: Any time you use a worker to gain at least 1 twig, gain 1 additional twig. When playing a Construction,

you may pay 2 twigs to replace 1 of any resource from the cost. You may pay as many twigs as you would like. *Example: You could pay 6 twigs to decrease the cost of a Construction by 3 resources.*



Platypuses: Begin the game with five 1-point tokens on your Player Power card. At any time on your turn, you may pay up to 1 of these

tokens to gain 1 of any resource and draw 1 card from the deck or the Meadow. Any tokens you do not use are worth points at the end of the game.



Starlings: Increase your hand limit by 3 cards. When you draw cards, you may choose to draw from the deck or the Meadow.

You may draw from a combination of both. Do not replenish the Meadow until you finish drawing all cards. If you are required to “reveal” cards, such as with a Postal Pigeon, they must be from the deck.



Rats: At the beginning of the game, place the Rugwort token on any Meadow card. Whenever that card is played, either

by you or an opponent, gain 1 of any resource that you do not already have, then move the Rugwort token to a different Meadow card. You only gain the reward and move the token if the card is played, not if it is drawn or discarded.





Toads: Whenever you play a Production card, you may discard 1 card and then activate the Production card twice.

You may only do this 1 time for each Production card (you may not use this ability to activate a Production card 3 times). You must discard the card before you activate the Production card.



Turtles: After you play a card and resolve its effects, you may place 1 of any resource on your Player Power card from

your supply, or, if there is already a resource there, gain back that resource plus 1 more of the same type you just gained from the supply. Any resources left on the card at the end of the game count as part of your supply for scoring purposes. *Example: You play a card, and earlier you placed a pebble on your Player Power card. Now gain back that pebble plus 1 more pebble from the supply.*

SOLO GAME NOTES

You may not use the Rats Player Power in a solo game.

If Rugwort claims the Flower Festival event, he scores 4 points for that Event.

Rugwort still gets all of his workers, even if you are using Player Powers and you do not gain a worker in spring.

For a more challenging solo game, try adding 1 or more of these variants:

Glitzy: Every Prosperity card Rugwort plays is worth 5 points instead of 3.

Squatty: Rugwort scores 2 points for every space in your city where you have not played a card.

Hasty: During Rugwort's Prepare for Season action, he will immediately achieve the leftmost special Event.

Lucky: If you roll the same number that was previously rolled, give Rugwort 1 point token.

Cranky: If you roll an 8, you must randomly discard 1 card from your hand.



EVERDELL

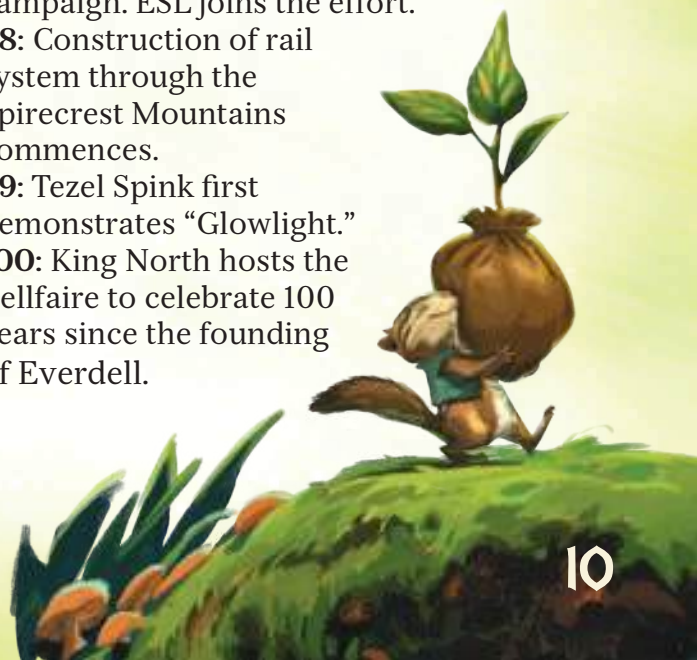
CELEBRATING 100 YEARS

EVER YEAR

- 1: Corrin Evertail founds Everdell.
- 2: Corrin marries Milly Green, becoming the first king and queen of Everdell.
- 3: First post office established.
- 4: Nibbles McGregor moves to Everdell and establishes Good River Farm.
- 5: Population of Everdell surpasses 500.
- 6: Everdell Council of Elders formed.
- 7: Nibbles McGregor grows record-breaking pumpkin.
- 8: First twig barge in commercial use.
- 9: Everdell Gazette established.
- 10: Scurrble invented.
- 11: Strongroot Castle completed.
- 12: Trade agreements made with the citizens of Pearlbrook.
- 13: Chipter Swipple invents process to refine resin and founds first refinery.
- 14: Pebble mine goes into production.
- 15: Croak Wart Plague sweeps through Everdell and is cured by H. H. Quill.
- 16: Hopewatch Gate is built.
- 17: Everdell Scurrble League (ESL) founded. Greensocks win first championship 5-4 over the Stars.
- 18: Captain Plum Slunk discovers an ancient horde of hidden treasure.
- 19: Mosslight Palace completed.
- 20: First Everdell Games.
- 21: Pearlbrook River floods.
- 22: Nibbles McGregor dies. McGregor's Market established in his honor.
- 23: Grimp Seefar publishes *Atlas of Everdell*, illustrated by Bosley the Crab.
- 24: Trade road opened through Spirecrest Mountains.
- 25: Everdell University established.
- 26: Brother Silvenus Stroat writes *Fables* (based on the oral traditions).
- 27: Mistwood Monks complete the Oakleaf Monastery.
- 28: Pristine Chapel ceiling painted.
- 29: Mistrise Fountain built.
- 30: Black Root Plague kills a third of the population.
- 31: Society of Doctors formed.
- 32: King Corrin dies from complications of Black Root. Wife, Milly, takes the throne.
- 33: Queen Fiora of Gildin visits, establishes official treaty.
- 34: Historical Guild established.
- 35: *Statue of Corrin Evertail* carved by Milton Goodmole is unveiled.
- 36: Queen Milly dies, leaving no heir.
- 37: Fynn Nobletail voted in as the new king. Prophet Foresight predicts war.
- 38: King Fynn establishes an army. The Hornet Wars commence.
- 39: The Great Berry Famine begins.
- 40: Fort Faraway erected. Battle of Badger's Teeth.
- 41: King Fynn triumphs in the Hornet Wars.
- 42: King Fynn dies. His daughter, Amilla Glistendew, becomes queen.
- 43: Agreement signed with Waggle Fields, honey trade begins.
- 44: Pud Sweetpaw bakes first "Pudding Bun."
- 45: Silver Scale Spring discovered in cavern beneath Strongroot Castle.
- 46: Green Acorn Inn opens.
- 47: Jor Goldwing composes and performs the song *Everdell* for the first time.
- 48: Juniper Jig invented.
- 49: Oleander's Opera House opens.
- 50: Mim Speckle publishes *Map of Stars*.
- 51: Queen Amilla's husband dies.
- 52: Coffee is discovered.
- 53: Big Beaver Dam constructed.

54: Queen Amilla marries West McGregor, gives birth to triplets.
55: Mip “Speedy” Furrows retires from professional scurrble with a record 238 cornings and 120 crownings.
56: Good River Farm is flooded and abandoned.
57: Big Beaver Dam deconstructed.
58: Sir Villminias Stroke completes the Gilded Book.
59: Sunblaze Bridge is built.
60: Yara and Brun Mayberry restore the Good River Farm.
61: Bonedry Drought ruins crops.
62: Dill Gurgle builds aqueduct system.
63: Cirrus Windfall makes longest recorded flight.
64: Gold discovered in Amber Caves.
65: Royal treasury is robbed.
66: Guild of the Greycloaks established.
67: Yara and Brun Mayberry break records, giving birth to their 21st child.
68: Mushroom Maze opens in Early Sprout. Dill Gurgle goes missing.
69: Oliver Frumple given Key to the City.
70: Tarry Hare opens largest recorded general store of all time.
71: Tarry Hare’s general store burns to the ground. Tarry Hare opens new store.
72: Queen Amilla dies. Her son North McGregor becomes king.
73: Rugwort attempts to overthrow the throne, but is thwarted.
74: King North establishes border patrols.
75: Treaties are signed with Emerland and Farshore. Littledell is founded.
76: King North sends aid to Gildin to defend against Red Scale.
77: The Seven Champions corner and defeat Red Scale in Longleg Forest.
78: Population of Everdell surpasses 5,000.
79: The Four Cities are established.

80: Rugwort attempts to overthrow the throne, but is thwarted.
81: Renowned ranger Strey Softpaw captures the elusive Acorn Thieves.
82: Scurrble declared “Sport of the Century.” ESL expands to 16 teams.
83: Skysurfing invented.
84: Postal Pigeons go on strike.
85: Sam Tumbles invents “spinniwig.”
86: Number of official villages and towns in Everdell surpasses 100.
87: Rugwort attempts to overthrow the throne, but is thwarted.
88: Tornado sweeps through Everdell.
89: King Rhun of Spirecrest visits Everdell to lend aid.
90: Tezel Spink invents “Steampower.”
91: Honeypaw is first Big Critter granted Everdell citizenship.
92: Pudding Bun declared “Pastry of the Century” by the Baker’s Guild of Everdell.
93: Skysurfing becomes 50th official sport of the Everdell Games.
94: Lil’pence removed from currency.
95: Prophet Foresight dies, warns of looming danger.
96: Meteor shower strikes Everdell.
97: Monks of Mistwood lead rebuilding campaign. ESL joins the effort.
98: Construction of rail system through the Spirecrest Mountains commences.
99: Tezel Spink first demonstrates “Glowlight.”
100: King North hosts the Bellfaire to celebrate 100 years since the founding of Everdell.





STARLING
GAMES