



by Tom Lehmann

Develop technologies and settle worlds to build a space empire. Find winning card combinations!
This fast paced game introduces players to the **Race for the Galaxy** universe.

Players place cards to build their empires, discarding other cards to pay for them. Cards placed score every round, producing points and card draws. You must balance your income versus gaining points. The game ends once anyone has 50+ points. The player with the most points wins!

SETUP

- Set out as many *Survey Team* cards as players, face up in the center. Put the rest back in the box.
- For your *first game*, randomly give each player one of the four preset hands of 5 cards, marked A, B, C, or D in their upper right and lower left corners. Shuffle the remaining game cards to form the draw pile.
- In *later games*, shuffle all game cards and deal each player 7 cards. Players each choose 2 cards to discard face down, ending with an initial hand of 5 cards.
- Put the victory point (VP) chips and Explore markers nearby.

PLAY

A game typically consists of 6 or 7 rounds. Each round, players simultaneously place cards face down (or Explore markers). Players then reveal and pay for their cards, adding them to their empires. Cards are either *developments* (◇) or *worlds* (○ or ○). Each player may either:

- Place 1 development (◇). Discard 1 fewer card when paying for it.
- Place 1 world (○ or ○). After paying for or conquering it, draw 1 card.
- Place 1 development and 1 world. Pay full cost. Do not draw a card.
- Or, instead of placing any cards, place an Explore marker and draw some extra cards (see Explore below).

Players then score *all* their empire cards. If no one has 50+ VPs, players draw as many cards as their incomes and begin the next round.

CARDS

Each card lists its type, cost or defense, VPs, income, possibly a power, as well as up to three icons: either explore (👁), military (+1), or chromosome (🧬). Explore icons affect the Explore action. Military is used to conquer military worlds. All icons also affect various cards' powers, VPs, or income. Powers modify future play (see Order below).

Some cards refer to certain *colors* of worlds (○ or ○, as applicable) in your empire (see icons at right). Non-gray worlds are blue, brown, green, or yellow, representing production associated with Novelty, Rare Elements, Genes, or Alien Technology goods.

Important: duplicates of cards – except *Survey Teams* or *Trade Pacts* – can be placed in a player's empire. Most power effects are cumulative.

PAYMENTS / CONQUEST

The *cost* to place a card is the black number inside its diamond or circle. (Worlds with red outlined numbers are placed differently. See below.)

To pay a cost, discard as many cards from hand as that number, placing them *face down* in the discard pile. A cost might be reduced by discounts, but not below 0.

Once per game, you may place a *Survey Team* from the center instead of a development from hand, paying its 1 cost normally (discarding no cards if you did not also place a world).

Conquest. A military world ○ with a red outlined number, its defense, must be conquered when placed (exception: *Contact Specialist*).

To conquer a military world, a player does not pay any cards, but must have as least as many military icons (+1) as the world's defense (or powers that add enough extra military to equal or exceed its defense).

Some card powers provide military only towards conquering certain colors of military worlds or **REBEL** military worlds.

A player may not combine military and payments to place worlds.

A *Contact Specialist* allows a player to place non-Alien military worlds ○ as non-military worlds ○ by paying for them instead (at -1 cost).

Order. A development's power or icons cannot affect its own placement, but may affect placing a world that round. A world's power or icons cannot affect its own placement (but can affect placing a second world, see below).

PLACING A SECOND WORLD

The *Colony Convoy* and *Military Convoy* each allow a player to place a *second world* of the *same type* (○ or ○) in a round (but not more than two worlds).

CONTENTS

- 4 Survey Team cards (with gold backs)
- 112 game cards
- 4 reference cards
- 8 Explore markers
- 84 victory point chips: 20 @ 10, 12 @ 5, 52 @ 1

Carefully remove the markers and chips from their frames before your first game.



Colored worlds and their icons have small "moons" to aid color-blind players.



Keep the face down discard pile a bit "messy", so as not to confuse it with the draw pile.







using a *Contact Specialist* in the same round it is placed

Second worlds are placed *after* revealing cards and paying for or conquering them (but before scoring). If a player drew a card for not placing a development, this card could be placed as a second world.

A *Colony Convoy* is discarded when used. It may be used on a later round than the one in which it is placed. It cannot provide a discount for the first world placed in a round. It may be combined with a *Contact Specialist*. A *Military Convoy* cannot be used after placing the first world in a round with a *Contact Specialist*.

EXPLORE

If you cannot or choose not to place any cards, place an Explore marker instead. Draw 2 cards, plus as many cards as the number of explore icons  in your empire, including the 3  icons on the Explore marker itself. Add them to your hand. Then, discard as many cards (old or new) as your explore icons , for a net gain of 2 cards. Flip the Explore maker to its  side (to mark the turn). Score and take income normally.

SCORE VPs AND COLLECT INCOME

Collect VPs for every card in your empire as shown on the card. Some cards produce varying VPs or income for certain icons or card types in your empire (see right). Duplicate cards do this multiple times. Some cards produce VPs for certain icons or card types in your empire *and* in *one* other player's empire of your choice (see right).

Some cards produce extra VPs or income "with" the presence of a specific card or card type in your empire. Having additional copies of the specified card or card type does *not* increase the amount received.

Put each round's VP chips beneath the card(s) or explore marker you placed (see Sample Turns below). This makes it easy to calculate next round's VPs by adding the VPs that your new cards provide to this amount and collecting this total.



Winning. If any player has 50 or more total VP chips, the game is over. The player with the most VPs wins!

If there is a tie, the tied player with the most cards in hand plus total income wins. If still tied, these players share in their victory.



If the game is not over, collect income and begin the next round.

When the deck is close to being exhausted, give income first to the player with the most VPs and then clockwise. If several players are tied for most VPs, begin with the tied player closest clockwise from the dealer during setup. Reshuffle the discards to form a new draw pile once the deck is exhausted.

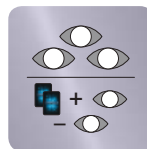
Hand Limit. After all players have collected income, players with more than 10 cards in hand must discard down to 10 cards in hand.

may discard from empire to place a **second**  at -2 cost; **both worlds must be non-military** 

COLONY CONVOY

may place a **second military**  with your unused 

MILITARY CONVOY






An Explore marker's icons apply only to that explore, not to later explores or any card power referring to explore icons.

Enough Explore markers are provided for most games; use coins if more are needed.

Card titles are listed on both the top and bottom of cards so they can be easily scored if overlapped.

: 1/ 

: 1/  + 1/  *one other player*

Fine Points

Contact Specialist: combines with other discounts, except a copy of itself.

Galactic Trendsetters: 2, 3, 4, 5, or 6 of these cards in a player's empire score 8, 18, 32, 50, or 72 VPs each round, respectively.

New Galactic Order: do not score for any military vs. certain worlds.

Trade Pact: its owner may later place cards with military icons.

War Propaganda: when checking each round if this card is given away, do not count any military vs. certain worlds. If both copies are in play, do this for both cards at the same time. If a tie for most military among other players exists, give this card to the first tied player left of its current owner.

Timing: play is intended to be simultaneous. If needed, resolve any timing issues clockwise from the setup dealer.

SAMPLE TURNS



5

Round 1: Joe takes a *Survey Team* from the center and places a card face down. After the other players are ready, he flips it over to reveal a *Smuggling Lair*, a 1 defense world that Joe can place with the *Survey Team*'s 1 military. Joe then discards 1 card to pay for the *Survey Team* and draws 2 cards income, ending at 5 cards in hand.




6 

Round 2: Joe places *Consumer Markets*, discarding just 1 card for it (not 2), as he did not place a world this turn. He earns 1 VP this round and his income increases to 3. He ends with 6 cards in hand.



8  

Round 3: Joe reveals *Survey HQ*, discarding 4 cards for it. Since Joe did not place a development, he then draws 1 card. He earns 2 VPs for his 2 pairs of , plus his *Consumer Markets* VPs increase by 1 since he placed a Novelty world. He adds these 3 VPs to 1 VP earned last round and collects 4 VPs this round, plus 6 cards income.



10   

Round 4: Joe spends all his cards and uses his increased military to place *Galactic Salon* and *Pirate Lair*. This increases his VPs by 9, with 1 more from *Consumer Markets* and 2 more from *Survey HQ*. Joe collects 13 VPs, giving him a total of 18 VPs. His income increases by 5, so he draws 11 cards and discards 1, due to the hand limit of 10 cards.

CREDITS

Design and rules: Tom Lehmann

Illustrations: Martin Hoffmann and Claus Stephan

Graphics: Mirko Suzuki

Original icons: Wei-Hwa Huang

Playtesting and Advice: Lisa Bjornseth, Jacob Butcher, Andrew Conway, Will DeMorris, David desJardins, Dave Duffield, Chris Farrell, David Helmbold, Jay Heyman, Robert Householder, Joe Huber, Alec Hsu, Trisha and Wei-Hwa Huang, Eu-Ming Lee, Chris Lopez, Brian Modreski, Dane Sanders, Ron Sapolsky, Alex Sorbello, Steve Thomas, Rob Watkins, Kevin Whitmore, and Don Woods

Special Thanks: Larry Rosenberg

©2016 Tom Lehmann

©2016, 2020 Rio Grande Games

If you have any comments, questions, or suggestions, please let us know at:

Rio Grande Games
PO Box 1033, Placitas,
NM 87043, USA

RioGames@aol.com

www.riograndegames.com

