

The cover art for Spirit Island Nature Incarnate features a central title 'SPIRIT ISLAND' in a stylized, carved font on a wooden plaque. Below it, 'NATURE INCARNATE' is written in large, bold, green and yellow letters. The background is a vibrant, painterly illustration of a coastal scene. On the left, a large, blue and green dragon-like creature with red markings is partially submerged in the water. In the center, a small island with a few wooden buildings is visible. Above the island, a bright, fiery sun with a face and sharp teeth is depicted. To the right, a large, dark, tentacle-like creature with a face is emerging from the water. The overall style is fantastical and dramatic.

SPIRIT ISLAND

NATURE INCARNATE

AN EXPANSION DESIGNED BY R. ERIC REUSS

THE COOPERATIVE
SETTLER-DESTRUCTION
STRATEGY GAME





TABLE OF CONTENTS









The Spirit-seekers tell us that most Invaders are quite bad at seeing Spirits.

They see a leaf vibrating with joy in its new-sprung life, and assume it is the breeze that moves it. They look straight at a swift strike of lightning and perceive nothing but a bright flash. They stand amidst the rushing water of a river, its Spirit entwined around their very legs, and think the Dahan speak of something not truly there.

We know from the Dahan that Spirits in other lands are weaker, less visible, much easier to confuse with false-Spirits that exist only in the viewer's imagination, so it makes sense that the Invaders have had less chance to practice. But many of them dismiss even the possibility that we are real. When you refuse to believe something exists, it is much harder to see.

Not all Spirits are so subtle, though. A handful even have Incarna, tangled concentrations of self which bring madness, or death, or a rigidly enforced sanctuary. Others bring cataclysms, inexorable or sudden.

The Invaders will have less trouble seeing those.

	Introduction	2
	Components	3
	Significant Changes	5
	Blight Errata	5
	Dropped Cards	5
	Presence	5
	"Does Not Participate in Ravage" Errata	6
	New Rules & Spirit Abilities	7
	Incarna	7
	Spirit-Specific Components	8
	Extra Spirit Actions	9
	Multi-Card Aspects	9
	Bonus Spaces	9
	Flexible Element Spaces on Presence Tracks	9
	Constrained Growth Options	10
	Upgrade & Downgrade	10
	Bring	10
	Prepare & Claim	10
	Marking a Piece or Land	11
	Checking if a Power has Specific Instructions	11
	Land-Targeting Powers Without Range	11
	Taking a Power Card	11
	Adversary	12
	Clarifications & Small Changes for Existing Rules	13
	Badlands Errata	13
	Victory and Defeat Errata	13
	Land Health	14
	Solo Play	14
	Replacing Blight	14
	Forgetting/Removing/Replacing Components in Setup	14
	Bargains	15
	Skipping Actions/Instructions	15
	Clarifications on New Content	17
	Reference	20
	Credits	20
	Glossary/Index	21



IN BRIEF

If you want to jump in as quickly as possible, a box like this at the top of each section gives a brief summary of that section.

The text below the box has extra details and examples, if necessary. Only read them if you want more information.

USING THIS EXPANSION

This expansion requires both the base game and the Jagged Earth expansion. If you want to get started immediately, just read the **Significant Changes** and **New Rules & Spirit Abilities** sections.

Though much of this expansion does not require use of *Jagged Earth* content, many portions do, and this rulebook assumes familiarity with the rules added in *Jagged Earth*.

The first two sections of this rulebook, **Significant Changes** and **New Rules & Spirit Abilities**, include the rules that are likely to come up in most games. Once you read them, you're ready to include *Nature Incarnate* in your Spirit Island games.

The next section, **Adversary**, introduces the Habsburg Mining Expedition and how to use their extra Invader Card.

The remaining two main sections, **Clarifications & Small Changes for Existing Rules** and **Clarifications on New Content** cover situations that only come up infrequently. They can be skipped if you want to jump into the game as quickly as possible.

This expansion includes five Aspects for the Spirits introduced in the *Branch and Claw* and *Feather and Flame* expansions: Encircle (Sharp Fangs Behind the Leaves), Locus (Serpent Slumbering Beneath the Island), Spreading Hostility (Keeper of the Forbidden Wilds), Transforming (Heart of the Wildfire) and Unconstrained (Sharp Fangs Behind the Leaves). You will not be able to use them without access to those Spirits.



COMPONENTS

8 SPIRIT PANELS

WANDERING VOICE KEENS DELIRIUM

SPECIAL RULES

A CLARION VOICE GIVEN FORM
You have an Incarna (1). If empowered, it Isolates its land.

SPREAD TUMULT AND DELUSION
When your Actions add/move (1) to a land with Invaders, Add 1 (1) in the destination land.

In lands with or adjacent to (1): if (1) is present, (1) do not participate in Ravage. (They do not take Damage or counterattack. Isolate has no effect on (1) and (1) being adjacent.)

SENSELESS ROAMING
When your Actions add (1) to an (1) you may Push it.

GROWTH (PICK ONE)

Reclaim Cards: Add/Move Incarna to Land with Your Presence. Gain Energy. Add a Presence. Add a Presence. Gain Power Card. Add a Presence. Gain Energy. Gain Air.

PRESENCE

0 Energy/Turn. 1 Sun On Moon. 2 Air. 4 Push Your Incarna.

Card Plays

1 2 2 3 Reclaim One 4

INNATE POWERS

INEXHAUSTIBLE JOURNEYING

Each time you move (1) into a land with Invaders, Spread Tumult and Delusion adds 1 (1).

1 You may Push (1).
3 You may Push (1).
5 You may Push (1).

2 1 4 1 Empower (1).

MIND-SHATTERING SONG

Each (1) you have, 1 Damage per (1) you have, to Invaders with (1) only.

For each (1) pair you have, Destroy 1 Invader with (1).

2 SCENARIO PANELS

SCENARIO

SURGES OF COLONIZATION

Instead of a steady flow of colonists, the Invaders send larger expeditions in surging waves of exploration, settlement, and exploitation. Spirits get a bit of breathing room between each wave, but their size may prove overwhelming.

RECOMMENDATIONS & NOTES

- While this Scenario can be played on its own, it's meant to be combined with at least a base-level Adversary (so there's an Escalation effect).
- This Scenario makes some types of effects swingier (e.g., Defend will be useless on some turns and extra-useful on others). This can be particularly noticeable with Fear and Event cards.

THIS SCENARIO IS SOMEWHAT HARDER...

- ...for Spirits with consistent effects that help with either Ravages every turn or Builds every turn.

1 ADVERSARY PANEL

HABSBURG MINING EXPEDITION

Additional Loss Condition
Land Stripped Bare: At the end of the Phase, the Invaders win if any land has at least 5 total Invaders (1) (combined).

Escalation
Mining Tunnels: After Advancing Invader Cards: On each board, Explore in 2 lands whose terrains don't match a Ravage or Build Card (no source required).

Game Effects (cumulative)

Avarice Rewarded: When (1) added by a Ravage Action would cascade, instead Upgrade 1 (1) (before counterattack).

Ceaseless Mining: Lands with 3 or more Invaders are Mining lands. In Mining lands:

- (1) and modifiers to (1) affect Ravage Actions as though they were Build Actions.
- During the Build Step, Build Cards cause Ravage Actions (instead of Build Actions).

Miners Come From Far and Wide: Setup: Add 1 (1) in each land with no (1). Add 1 (1) and 1 (1) in the highest-numbered land with a (1) Setup symbol.

Mining Boom (I): After the Build Step, on each board: Choose a land with (1). Upgrade 1 (1) there.

Untapped Salt Deposits: Setup: Remove the Stage II "Coastal Lands" card before randomly choosing Stage II cards. Place the "Salt Deposits" card in place of the 2nd Stage II card. (New Deck Order: III-2522-33333, where 5 is the Salt Deposits card. (1) ignores 5.)

Mining Boom (II): Instead of Mining Boom (I), after the Build Step, on each board: Choose a land with (1). Build there, then Upgrade 1 (1). (Build normally in a Mining land.)

The Empire Ascendant: Setup and During the Explore Step: On boards with 3 or fewer (1), Add 1 (1) in each land successfully explored. (Max. 2 lands per board per Explore Card.)

24 DEEPS TOKENS



20 QUAKE TOKENS



18 VITALITY TOKENS



7 INCARNA TOKENS



1 ENDLESS DARK TILE



4 REMINDER CARDS

Each set-aside (1) = -1 Energy income/turn.

After pieces are added/moved into the marked lands, Move all of them to any 1 land.

MAJOR POWER: BARGAINS OF COURSING PATHS

1 INVADER CARD

SALT DEPOSITS

EXPLORE/BUILD SPACE:
NON-MINING LANDS

RAVAGE SPACE:
MINING LANDS

DO NOT ADVANCE THIS CARD

4 ADVERSARY REMINDER TILES

AFTER BUILD LVL 3 & 5

RAVAGE LVL 1

BUILD LVL 1

EXPLORE LVL 6

1 MINOR POWER CARD




REPLACEMENT FOR
GROWTH THROUGH SACRIFICE

13 MAJOR POWER CARDS



INCLUDING
DRAW TOWARDS A
CONSUMING VOID
REPLACEMENT

34 UNIQUE POWER CARDS




8 BLIGHT CARDS



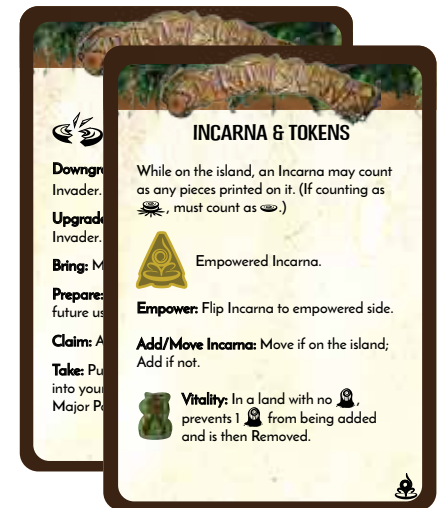
9 EVENT CARDS



9 FEAR CARDS




6 PLAYER-AID CARDS



24 ASPECT CARDS



INCLUDING 2 UNIQUE ASPECT POWER CARDS



4 HEALING CARDS





SIGNIFICANT CHANGES

These changes apply as of the release of this expansion, whether or not you use any content from it.

BLIGHT ERRATA

Start the game with exactly 1 additional  on the card / Blight space.

If you are using a Healthy Island card, treat it as if it said "2 per player, +1". If you are not using a Healthy Island card, treat the Blight space as if it said "5 per player, +1". (E.g.: A 1-player game will start with 3  on the Healthy Island card. A 4-player game will start with 9  on the Healthy Island card.) This equalizes the number of Blight per player that can be added *without* flipping the Blight Card/losing.

This is purely a Setup change; there is no change for when the Blight card flips, even if it's a Still-Healthy Island card.

(This errata is included in the base game 14th printing and onwards. The Healthy Island side of Blight cards is unchanged so you can mix components from different expansions.)

DROPPED CARDS

If you own the *Branch and Claw* expansion, remove the following cards from the game.






- Outpaced (Event Card)
- War Touches the Island's Shores (Event Card)
- A Strange Madness Among the Beasts (Event Card)
- Growth Through Sacrifice (Minor Power)
- Tipping Point (Blight Card)

The appearance of these cards in a game turned out to have a more dramatic influence than intended, so they are being removed (and in some cases, replaced). *Jagged Earth* already removed A Strange Madness Among the Beasts when playing with The Tsardom of Russia (Adversary) or Many Minds Move as One (Spirit). Now, remove it in all cases.






This expansion includes replacements for War Touches the Island's Shores (namely Far-off Wars Touch the Island) and Growth Through Sacrifice (namely Roiling Bog and Stinging Thorn). While they are intended to replace cards from *Branch and Claw*, they can be used even if you don't own that expansion.

PRESENCE



 is the icon for Destroyed Presence. When told to do anything with  or , it refers to your  or  unless specified.

Starting with this expansion, there are two changes to instructions involving .

First:  is the new icon for  that has been destroyed, removed, replaced, or removed from a  track without being removed from the game or returned to the box. It's equivalent to the phrases "Destroyed Presence" or "Destroyed  previously used in the base game and prior expansions. Unless specified,  is *your* Destroyed Presence.

Second: when a Spirit adds, destroys, removes, replaces, gathers, pushes, moves, or otherwise does anything to ☹, it refers to *that Spirit's* ☹ unless otherwise specified. This does not affect anything that checks if any Presence exists in a land. For instance, the Fear Card Theological Strife let a player add ☹ to a land with any Spirit's ☹ or the Event Destroy the Unnatural increases Ravage Damage in a land with any Spirit's ☹.

Two previously-printed items need errata – they can affect ☹ from any Spirit despite not explicitly saying so:

1. Draw Towards a Consuming Void. (This expansion includes a corrected version of the card.)
2. Finder of Paths Unseen, which has a number of Innate/Unique Powers which can move Presence from any Spirit. (These are too extensive to easily print replacements, but it is hopefully easy to remember that Finder can move just about anything.)

'DOES NOT PARTICIPATE IN RAVAGE' ERRATA

An Invader or Dahan that "does not participate in Ravage":

- Does not deal or take Damage in Ravage Actions;
- Does not cause Invaders to Ravage in a land where they otherwise wouldn't act; and
- Is ignored for modifiers to Ravage Actions.

The original definition of "does not participate in Ravage" proved too broad, interacting with rules and effects that had nothing to do with Ravaging.

A piece that does not participate in Ravage is ignored *only* for checking which lands Ravage and for the Ravage Action itself, including modifiers that add Defend, add Invader Damage, or skip Ravage Actions based on which pieces are present.

Pieces that do not participate in Ravage still exist for all other purposes, including checking for Victory or Defeat, any Actions triggered by a Ravage Action, any "Immediately" Blight Actions, and any ongoing effects that check land contents in general rather than specifically for Ravages.

EXAMPLE: TEMPORARY TRUCE + DAHAN ON THEIR GUARD

TEMPORARY TRUCE
In lands with 1 and 1 do not participate in Ravages. (They neither take nor deal Damage)

TEMPORARY CAUTION
During the Ravage Step, On Each Board Skip 1 Ravage Action in a land where outnumber 100

PREY ON THE NEEDLESS: In each land with 1, 1 Damage per 1

SPEAK OF THE SPIRITS' ANGER: For each board 1, if any are in lands with 1

DAHAN ON THEIR GUARD
In each land, Defend 1 per

In each land with 1, Defend 1, plus an additional Defend 1 per

In each land, Defend 2 per

Mountains about to Ravage

Step 1: Invaders do Damage

Step 2: Dahan do Damage

WHEN DO YOU CHECK WHO PARTICIPATES?

Check which Invaders and Dahan are participating in Ravage:

- When determining which lands Invaders Ravage in; and
- When resolving each Ravage Action.

You don't have to choose specific pieces ahead of time, and can even make different choices each time you check.

For this example, Ravage takes place in the Mountains at Terror Level 1. With the Temporary Truce event, one Dahan and one Town do not participate.

(Step 1: Invaders do Damage) The Explorer and Town do 3 Damage, reduced to 1 Damage by Defend 2 from the Dahan on Their Guard Fear Card (two participating Dahan). The land and one Dahan each take 1 Damage.

(Step 2: Dahan do Damage) The two participating Dahan retaliate and Destroy the Explorer and the participating Town. (Damage can't be done to the other Town, since it's not participating in the Ravage.)

(This errata is included in the Jagged Earth 5th printing and onwards.)

NEW RULES & SPIRIT ABILITIES

INCARNA

Wandering Voice Keens Delirium's Incarna



Unpowered

Empowered

While most Spirits have (or can manifest) physical forms, these are most often transient (existing only for as long as is convenient for the Spirit) or embodiments of nature (a physical feature of the land, such as a river, mountain, or leaf).

Some Spirits, however, have an unusually tangled locus of attention and power called an Incarna. An Incarna Spirit may exist (have ☹) across a wide stretch of physical space, but it is more focused around a single fragment of itself than most Spirits of similar size and scope tend to be.

Incarna are often mobile, moving across the island, but only over long timescales (weeks to years).

An Incarna is a unique form of Presence with other abilities specific to the Spirit.

INCARNA VS. SACRED SITE

An Incarna is a special type of Presence. How is that different from a Sacred Site?

It's not a difference of magnitude, but of nature. To draw a comparison, if Presence is like a pool and a Sacred Site like a larger lake, an Incarna is like a brook or a deep, deep well. Or for a more modern Western metaphor, if Presence is like a small shack and a Sacred Site like a larger house, an Incarna is like a power plant, or an M1 Abrams tank.

Note: While "Incarna" derives from a Latin term meaning "made flesh", it's just the closest English word for the Dahan concept of "Spirit with a particular sort of physical form". Most Incarna are not flesh and blood.

- During Setup, place your Spirit's unique Incarna piece according to your Setup instructions. If the Incarna piece has two different sides, the side without a yellow border (Unpowered) should face up.
- While your Incarna is on the island, it **may** also count as any/all of the pieces printed on it. All Incarna have ☹ printed on them, and maybe other things as well.
- While your Incarna is off the island, it is only an Incarna, nothing else. (*It exists in its own supply, and can only be added to the island by effects that specifically add your Incarna.*)
- Some Incarna can be Empowered (▲), making them permanently stronger. To Empower your Incarna, flip it from its starting side to the Empowered side (indicated by a yellow border). This might reveal additional pieces your Incarna can now count as, or it might just be referenced by your Powers or Special Rules. Empowering your Incarna is a permanent change, even if it leaves the island and is re-added.

DETAILS/FAQS:

- Any special abilities of an Incarna only function while it is on the island.
- An Incarna is always a piece (an Incarna piece) even if it's not counting as any of the things depicted on it.
- Like all pieces which "may count as" some other piece, you get to decide what the Incarna counts as per Action and (separately) when checking for Victory or Defeat. (Most notably, you do not lose if a Spirit loses all of its ☹ on the island, but still has its Incarna on the island.)
- For Incarna which may count as ☹: While counting it as ☹, it must also count as ☹. It's still only 1 piece; it doesn't count as 2 ☹.
- If your Spirit panel says you may "Add/Move" your Incarna to a particular land, it means you can put it there whether it's currently off the island (Add) or on the island (Move). If your Spirit panel says you may Replace a piece with your Incarna, take your Incarna from wherever it is and put it in place of the piece it's replacing.

THE INCARNA IN THIS EXPANSION



Ember-Eyed Behemoth: A lumbering, tree-covered hill roused to rampaging anger.



Wandering Voice Keens Delirium: A disembodied voice which brings chaos with its song.



Towering Roots of the Jungle: A massive heart-tree, towering over the rest of the forest.



Breath of Darkness Down Your Spine: A bestial monster of living darkness.



Lair: Lure of the Deep Wilderness drawn inwards, calling Invaders to itself from across the island.



Warrior: Thunderspeaker focused as a mighty warrior leading Dahan into battle.



Locus: A subtle and vast Incarna. A bird flying far overhead can see the patterns formed by the mountains and rises of the coils of Serpent Slumbering Beneath the Island.

INCARNA TACTICS

"Your Incarna may count as ☹ while on the island" enables some tactics that may not be obvious. A few Incarna Spirits/Aspects depend on using one or more of these tools:

- When you add ☹, you can measure Range from your Incarna (so, e.g., you can add ☹ at your Incarna with a Growth Option that adds ☹ at 0).
- You can reposition an Incarna **already on the island** by counting it as ☹ for an action that adds ☹. (Base game rulebook, p. 14)
- Any Actions that move ☹ can move your Incarna.
- If you ever need to move your Incarna to one of your lands, but like its current location, you can count the Incarna as ☹ to move it into the land it's already in. This still counts as moving it. (Thematically, it's moving around a lot within that land.)
- When an Action causes you to lose ☹ in a land, you can choose to lose your Incarna to avoid losing normal ☹. Just make sure that you have a way to bring your Incarna back! Not every Incarna can return to the island.
- You can choose **not** to count your Incarna as ☹ in order to prevent it from being destroyed by adding ☹. Just make sure you didn't need that Incarna to be ☹ for another part of the Action (e.g., checking range for a ☹-adding Power like *Spill Bitterness Into the Earth*).

SPIRIT-SPECIFIC COMPONENTS

☹, ☹, and ☹, as well as Healing Cards and The Endless Dark tile are only used by specific Spirits/Aspects.

Previous expansions introduced Spirit Tokens (☹, ☹, ☹, ☹, ☹). This expansion includes new Spirit Tokens that are only used by specific Spirits and Aspects:



Vitality Tokens (Towering Roots of the Jungle, Locus Aspect, Nourishing Aspect): Represents lands where the ecosystem is unusually resilient and able to resist or quickly rebound from damage. Each ☹ in a land with no ☹, prevents 1 ☹ from being added and is then Removed.



Quake Tokens (Dances Up Earthquakes): Represents tectonic tension building beneath the earth.



Deep Tokens (Deeps Aspect): Represents the wearing away of land by the ocean.



This expansion also includes Healing Cards (Wounded Waters Bleeding) and The Endless Dark tile (Breath of Darkness Down Your Spine). The Spirit panels explain how they are used.

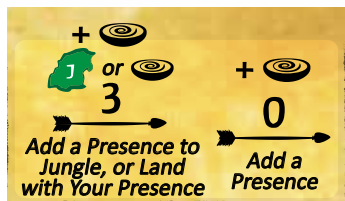
VITALITY ON THE THEMATIC BOARDS

The Thematic Boards start with 1 ☹ in each of lands 1, 5, and 6 on the Northwest Board, and land 7 on the East Board. (Since ☹ is not in the base game, these setup icons are only printed on the playmat.) You can use ☹ on those boards even if none of the Spirits/Aspects that use ☹ are in the game.




NEW RULES & SPIRIT ABILITIES




EXTRA SPIRIT ACTIONS

If a special rule gives a Spirit an Action they can do during the Spirit, , or  Phase, they can take that Action at any time during the corresponding phase so long as it does not interrupt another Action.



Ember-Eyed Behemoth's Growth Option

THE BEHEMOTH RISES
You have an Incarna (). Once per turn, during the Spirit, , or  Phase, you may either:

- Push ; or
- Add or Move  to any of your  on the island.

Ember-Eyed Behemoth's Special Rule

MULTI-CARD ASPECTS

Several Aspects in this expansion are split across multiple cards. You must use all cards in a set together – you can't pick and choose which ones you want.

Power Cards with your Spirit's art on their back are still Unique Powers even if granted by an Aspect.

BONUS SPACES

If an Aspect or Spirit has a space that looks like this, it's a bonus they get each turn. It behaves like an uncovered Presence space, but Presence never actually goes there.



Hearth-Vigil's Bonus Space

FLEXIBLE ELEMENT SPACES ON PRESENCE TRACKS

Presence track spaces which look like this work just like an "Any" space, but can only choose from among the elements shown.



Wandering Voice Keens Delirium's Sun/Moon Element space


CONSTRAINED GROWTH OPTIONS


Two Spirits (Ember-Eyed Behemoth and Wounded Waters Bleeding) have Growth Options with restrictions on when they can be used. They otherwise function like normal Growth Options.

UPGRADE & DOWNGRADE

Upgrade makes Invaders bigger, Downgrade makes them smaller.

To Upgrade an Invader is to Replace it with the next-largest type:  becomes ,  becomes .  can't be upgraded unless an effect explicitly describes what upgrading a  means in that context.


To Downgrade an Invader is to Replace it with the next-smaller type:  becomes ,  becomes . Downgrading an  Removes it.

Upgrade and downgrade follow all of the normal rules for replacing an Invader (or removing an Invader, in the case of downgrading an Explorer). Nothing is added, since the piece is just changing its type. It keeps any attached  and all Damage taken, which may cause it to be destroyed immediately if that Damage equals its new Health.

BRING

A piece which Brings another can take it with them when moving.

When one piece Brings another while moving (e.g., while being pushed or gathered), the second piece moves with the first piece. If the first piece moves through more than one land, the second piece can move with it some or all of the way.

For example, if Thunderspeaker were printed in this expansion, its Ally of the Dahan special rule would be worded "Each Dahan may Bring 1 of your  when it moves."

PREPARE & CLAIM

To Prepare a component is to put it on your Spirit Panel for later use.
To Claim a component is to permanently add it to your Spirit Panel.

When instructed to Prepare or Claim a component, take that component from the Supply and place it by your Spirit Panel. Prepared/claimed components don't inherently do or interact with anything, but you may have effects that spend prepared components or check which or how many claimed components you have.

NEW RULES & SPIRIT ABILITIES

MARKING A PIECE OR LAND



Some abilities Mark a piece or a land to note that it's special.

If you're told to Mark a piece, put another component under it to indicate that it is special. You can use a Scenario Marker, a Reminder Marker from your color or an unplayed color, or any other spare component (from this game or elsewhere) that wouldn't normally be on the board.

Similarly, if you're told to Mark a land, put a component in that land that wouldn't normally be there to indicate that that land is special.

Any special properties granted as part of marking a piece or a land last for as long as it's marked; they don't wear off during Time Passes. Whatever component you're using to mark a land or a piece isn't itself a piece and can't be interacted with.

CHECKING IF A POWER HAS SPECIFIC INSTRUCTIONS

To check instructions, check the text written on the Power, whether or not you resolved (or are going to resolve) that part of the text.

Effects that check if a Power has a specific instruction use the rules text of the Power as written and look for that exact word or symbol. The words or symbols match if they are there as an instruction to perform, no matter what context that instruction is in. Using that word in a different instruction does not count. (E.g., *Birds Cry Warning* doesn't have a "Destroy" instruction even though that word is in the text of the Power, since the actual effect of that instruction is to not destroy Dahan.) Reminder text (in italics and parentheses) is not part of the instructions of a Power and is not checked.

You are **not** required to make any choices or meet any conditions that would actually let you resolve that instruction. (E.g., you can target the Power in a land where you can't resolve that instruction, choose a different mode of the Power, or not hit the Elemental Threshold that includes the instruction.)

LAND-TARGETING POWERS WITHOUT RANGE

If a land-targeting Power has — for Range, you don't need to check Range, just pick a land that meets the requirements in the "Target Land" box.

In the rare case that it matters, you can choose any of your  on the island to be the origin.

TAKING A POWER CARD

To Take a Power Card, put the top card of the specified Power Deck into your hand. Do not forget a Power Card when taking a Major Power.

HABSBURG DYNASTY: EMPEROR JOSEPH I

Emperor Joseph inherited the Habsburg monarchy upon the death of his father, Leopold I, shortly after the conclusion of the War of Spanish Succession, a short-lived attempt by Emperor Leopold to put Joseph's younger brother Charles on the Spanish throne. Secure in his alliance with Sweden and Prussia, Emperor Joseph stepped back from territorial conflicts in western Europe and focused on growing the wealth of the empire for his son and heir Leopold Joseph.

Joseph I chartered the Ostend Company in 1697 to bring trade from the East and West Indies through his Belgian provinces, setting up overseas colonies and beginning a program of resettlement of Hungarian peasantry.

Alongside the mixed successes of their nomadic herding livestock colonial efforts, the Habsburg dynasty also reached across the seas with an eye towards gathering a key resource: salt. The salt mining colonies were outfitted to be self-sufficient, able to send the vast majority of their efforts back home to Austria. What the miners and their overseers did to the lands from which they extracted the precious mineral was of no consequence to Emperor Joseph.

HABSBURG MINING EXPEDITION		
Additional Loss Condition Land Stripped Bare: At the end of the Phase, the Invaders win if any land has at least 6 total Invaders/ (combined).		
Escalation Mining Tunnels: After Advancing Invader Cards: On each board, Explore in 2 lands whose terrains don't match a Ravage or Build Card (no source required).		
Level (Difficulty)	Fear Cards	Game Effects (cumulative)
1 (3)	9 (3/3/3)	Avarice Rewarded: When added by a Ravage Action would cascade, instead Upgrade 1 (before counterattack). Ceaseless Mining: Lands with 3 or more Invaders are Mining lands. In Mining lands: and modifiers to affect Ravage Actions as though they were Build Actions. • During the Build Step, Build Cards cause Ravage Actions (instead of Build Actions).
2 (4)	10 (3/3/4)	Miners Come From Far and Wide: Setup: Add 1 in each land with no and 1 in the highest-numbered land with a Setup symbol.
3 (5)	11 (3/4/4)	Mining Boom (I): After the Build Step, on each board: Choose a land with . Upgrade 1 there.
4 (7)	12 (4/4/4)	Untapped Salt Deposits: Setup: Remove the Stage II "Coastal Lands" card before randomly choosing Stage II cards. Place the "Salt Deposits" card in place of the 2nd Stage II card. (New Deck Order: 111-2529-33333, where 5 is the Salt Deposits card, ignores 5.)
5 (9)	13 (4/5/4)	Mining Boom (II): Instead of Mining Boom (I), after the Build Step, on each board: Choose a land with . Build there, then Upgrade 1 . (Build normally in a Mining land.)
6 (10)	13 (4/5/4)	The Empire Ascendant: Setup and During the Explore Step: On boards with 3 or fewer , Add +1 in each land successfully explored. (Max: 2 lands per board per Explore Card.)



The Habsburg Mining Expedition includes a special Invader Card – “Salt Deposits” – which is only used when called for by the Adversary. Which lands it matches depends on which Invader space it's in – when anywhere except the Ravage space, it matches non-Mining lands; when in the Ravage space, it matches Mining lands. Once it's face-up in the Ravage space on the Invader board, it can't leave; it stays there for the rest of the game as an extra Ravage Card (*resolved before any other Ravage Cards*). It also can't be put into the discard pile by any means.

This Adversary is **notably easier** for Spirits that are good at preventing Explore Actions (e.g., *Keeper of the Forbidden Wilds*) or destroying multiple Explorers (e.g., *Lure of the Deep Wilderness*).

This Adversary is **notably harder** for Spirits that have difficulty destroying large groups of Invaders (e.g., *Finder of Paths Unseen*) or handling lots of Ravage Actions (e.g., *Heart of the Wildfire*).

COMBINING ADVERSARIES AND LEVEL 4: REMOVING THE STAGE II 'COASTAL LANDS' CARD

Remove the “Coastal Lands” cards before performing any Invader Deck modifications. The removed “Coastal Lands” card *can't* be used for Adversary effects that specially place a random Stage II card. (E.g., *it can't be put into the Fear Deck by the Tsardom of Russia Level 5*.)

However, the removed “Coastal Lands” card *can* be put in a specific place by an Adversary effect. For example, the Kingdom of Scotland (Level 2, leading) still puts it as the third Stage II card after Habsburg Mining Expedition (Level 4, supporting) removes it; so the Invader Deck would end up as: 11-2S-1-C2-33333.

CLARIFICATIONS & SMALL CHANGES FOR EXISTING RULES

Several existing mechanics return with a larger role in this expansion. The rules for these mechanics are clarified and expanded on in this section.







For specific card clarifications and answers to any other questions, visit <https://querki.net/u/darker/spirit-island-faq/>



Volcano Looming High's Unique Power


BADLANDS ERRATA


Badlands do not have to affect the first Damage an Action does.

So, e.g., Volcano Looming High's Pyroclastic Bombardment could use it on "1 Damage" to Destroy 2 , instead of being forced to boost Invader Damage on the earlier instruction "1 Damage to each  /  / ". (You still have to boost the Damage to Dahan, though again it need not be the first Dahan Damage the Action does.)


VICTORY AND DEFEAT ERRATA

Don't check Victory/Defeat while there are still triggered actions remaining. Wait until you're done with the Action **and** there are no triggered Actions left.


Example: if a Ravage Action destroys a Spirit's last , you still finish the Ravage Action (which might involve a Dahan counterattack), **plus any Actions it triggers** (e.g., *Blood Draws Predators*), but you do not resolve any further Ravages from the same Ravage Card.

For loss conditions which key off of "you try to do something but can't" (e.g., *The Kingdom of France's* loss condition, when you are unable to Add a ) , the loss is noted as soon as that happens, but you may play out the rest of the triggered Actions to see if you achieve a Sacrifice Victory. Other loss conditions, like *The Kingdom of England*, are only checked when there are no triggered Actions remaining.

LAND HEALTH

Game items affecting how much Damage it takes to add  to the land are intended to stack with each other.




Here's wording which makes that more apparent, which will be used moving forward:

The Land has a Health of 2. If it takes this much Damage in a single Action, you Add . Some game items change the land's Health:


- All Things Weaken (Blight Card): The land has -1 Health.
- The Land's Bounty Exhausted / Depleted Soil (Events): The land has -1 Health.
- Resilience (Aspect for Vital Strength of the Earth): At your Sacred Sites, the land has +8 Health.



No matter how many modifiers you apply to the land Health, the final total can't go below 1 Health.

Some Adversaries check how much "overkill" there was – Damage over and above the land's Health:

- The Kingdom of Sweden Level 1 (Heavy Mining): When a Ravage does 4+ overkill to the land, Add 2  instead of 1 .
- Habsburg Monarchy (Livestock Colony) Additional Loss Condition (Irreparable Damage): Track how many  come off the Blight Card during Ravages that do 6+ overkill to the land. If that number ever exceeds the number of Players, the Invaders win.


SOLO PLAY

In single-player games, you may draw a new Blight Card if you flip one with 2  on a Blighted Island side.

Blight Cards which have only 2  per player on the Blighted Island side can be especially nasty when playing solo. If you get one of them in a single-player game, you may choose to draw a random replacement from among the unused Blight Cards. Don't redraw Still-Healthy Island Cards, since they still have another card's worth of  coming after them.



REPLACING BLIGHT



When  is replaced, return it to the Blight Card or Blight Space.

FORGETTING/REMOVING/REPLACING COMPONENTS IN SETUP

Any Unique Powers or  that a Spirit forgets, removes, or replaces during Setup is returned to the box.

They can't be interacted with during play, since they were never in the game to begin with.  that is removed or replaced in Setup does not become , and Unique Powers that are forgotten or replaced can't be restored with effects that allow re-gaining forgotten Power Cards.

CLARIFICATIONS & SMALL CHANGES FOR EXISTING RULES

BARGAINS



Major Power

Pay the cost of a Bargain by Removing from the game and gaining 1 less Energy each turn. There is no way out of a Bargain.

Clarifications:

- There is no way out of a Bargain, even if you later forget that Power Card.
- If a Bargain is made multiple times, track the effects of each Bargain separately.
- costs are paid by Removing that much of your from the game (from anywhere on the island).
- A cost of X Energy/turn prevents the first X Energy you would gain each turn from all sources combined. It doesn't take away Energy you saved up on prior turns.

TRACKING BARGAINS

If it helps you remember how many times you made a Bargain, you can put the removed (or other spare pieces) on the Bargain's reminder card. Similarly, when you gain Energy throughout the turn, you can put Energy on the reminder card until you have "paid off" the Bargain for that turn.

SKIPPING ACTIONS/INSTRUCTIONS

If something is prevented from happening, ignore changes to how that thing would work.

E.g.: If you use the threshold of Instruments of Their Own Ruin to change how a Ravage works, but the Ravage is skipped due to a Fear Card, Instruments of Their Own Ruin is irrelevant.

E.g.: If you use Flowing and Silent Forms Dart By to keep Volcano Looming High's Presence from being destroyed, you don't get to deal Damage from Volcano's Presence getting destroyed.

If something causes Invader Actions to be done additional times (e.g., *Pour Time Sideways*), you must Skip each of them separately. (I.e., the change in quantity happens before you can Skip any of them.)

If something changes how the "first" or "next" Action of a given type works, skipped/replaced Actions don't count – the changes apply to the first such Action that actually happens.



Fractured Days Split the Sky's Unique Power



E.g., *Call to Trade* turns the first Ravage in a land into a Build. You skip 1 Ravage using *Blinding Glare*. If something causes another Ravage there (a second Ravage card, *Manifest Incarnation*, etc.), it will be turned into a Build, because the skipped Ravage doesn't count.

If there are multiple effects that skip or replace an Action or instruction, players choose which one applies first.

E.g., In the previous example, the players could choose to use *Call to Trade* to turn the first Ravage into a Build rather than skipping it with *Blinding Glare*.

Changes to Invader Actions only apply to Invader Actions that actually happen. (E.g., a Ravage Action that is skipped or prevented won't trigger an "After Invaders Ravage" effect or use up a "once per board" increase to Ravage Damage.)

INVADER STEPS ARE UNSKIPPABLE

The Ravage Step, Build Step, and Explore Step are segments of the turn that always occur. Even if there is no Invader Card in a particular space, or an effect changes what that Invader Card does, the corresponding step still happens.



Minor Power



Relentless Gaze of the Sun's Unique Power



CLARIFICATIONS ON NEW CONTENT

Adversary: Habsburg Mining Expedition

It may be helpful to use Scenario Markers or other spare components to indicate which lands are Mining lands.

The Ravages caused by Ceaseless Mining (Level 1) can't be skipped by anything that skips individual Build Actions in a land, since the Invaders never even attempt to Build there. (☹ still works, but only because Ceaseless Mining lets ☹ skip Ravages in Mining lands in general.) A land with at least 3 Invaders is a Mining land (and will Ravage instead of Build) even if fewer than 3 of those Invaders participate in the Ravage.

While the Salt Deposits card (Level 4) is in the Invader Deck, it can't be discarded, removed, or swapped with an Invader Card not in the Invader Deck. Once it enters the Ravage Space, it will stay there for the rest of the game (usually resulting in 2 Ravage Cards on future turns). While in the Explore or the Build space, it matches all non-Mining lands. While in the Ravage space, it matches all Mining lands. "Mining lands" and "non-Mining lands" are land types, but not terrains. Mining Tunnels (🏠) does not consider whether lands match the Salt Deposits card, since Mining lands and non-Mining lands are not terrains.

The Explore Actions from Mining Tunnels (🏠) are not affected by The Empire Ascendant (Level 6), since they don't happen during the Explore Step.

Aspect: Deeps

Flipped Deeps are reminders that a land has become part of the Ocean. They can't be moved or removed by any effect.

Sunken lands have no terrain, number, or setup symbols. They are part of the existing Ocean on that board. If that Ocean is a land (e.g. for Powers, because Ocean's Hungry Grasp has presence on the board), it's one gigantic land. This will usually make more lands Coastal (including for matching the "Coastal Lands" Invader Card).

If Invaders or Dahan somehow manage to survive a land sinking, they are cleaned up into the closest land like normal for pieces left in illegal locations; all other pieces (Presence, Tokens, Blight, etc.) are left where they were (i.e., in the newly-expanded Ocean).

Aspect: Enticing

The Damage penalties apply to Ravage Actions and any Adversary/Fear/Event/Scenario Actions in which the Invaders/Dahan explicitly do Damage (as opposed to merely doing Damage in a land with Invaders/Dahan, like most cases). They only affect a Power if it instructs Invaders/Dahan to deal their **normal** Damage (e.g., *Instruments of Their Own Ruin*, *Why Don't You and Them Fight?*) rather than a specific amount of Damage (e.g., *Manifestation of Power and Glory*) or Powers where the Spirit deals Damage based on the number of Dahan present (e.g., *Call to Bloodshed*).

Aspect: Intensify

Limits on a Power don't apply to the extra effects from the Element Markers (e.g., you can use them to exceed the "max. 3 Damage" on *Blood Draws Predators*). The extra effects apply to only one use of a Power; they don't apply when repeating a Power (though you can spend Element Markers again when repeating).



If you use ☹ on a Power that removes a certain amount of Health worth of Invaders, you can Remove a single piece that could have been removed by the original Power. (E.g., for *Dream of the Untouched Land*, Remove an Invader with 3 Health or less.)

You can use ☹ on upgrade and downgrade instructions, since those are special forms of remove (downgrading an 🧑) or replace (any other upgrade or downgrade). Similarly, you can use 🌀 on push, gather, and bring instructions, since those are special forms of move.

Aspect: Lair

To Gather a piece toward 🧑, move that piece into an adjacent land that's at a lower Range to 🧑. (This land may not appear to be physically closer to 🧑!) This can move a piece more than once.



Aspect: Transforming

Damage from Transform Rather Than Consume saves each /  from destruction, so it clears all Damage they have taken, even Damage already on them from prior Actions. The resulting Invaders will be Pushed out of the land before the Action continues. In the rare case that the same Action also subsequently affects the land the Invaders were pushed to, the Invaders can't be damaged or destroyed, since they were already saved from destruction.


Event: Visions Out of Time

If there is a tie for the most expensive Power Card in your hand and discard, choose which one you're going to replace at the same time as you choose which of the four new Power Cards you take.

If you manage to move two Omens into the same land, you will only earn 2  for that land and the Invaders will only Ravage there once.







Thematic option: Instead of the Event triggering Ravages in lands with Omens, give Omens that ability. In the rare case 2 Omens end up in one land, each one generates 2  and causes a Ravage before being removed, or if an Omen isn't removed, it will add 2  and Ravage on the following turn.

Major Power: Bargain of Coursing Paths

 stays attached to Invaders; it doesn't move separately. Each time this Power moves a group of pieces, it can trigger a "When your Powers Move..." effect, like on the Healing Cards of Wounded Waters Bleeding.






Major Power: Fragments of Yesteryear

Thematic option: If all players are willing to take more time to resolve this Power, you can let it restore more than just the printed Setup Symbols.

- Slight time increase: It also counts the  and  normally added to the Balanced side of the boards as part of Setup.
- Significant time increase: It counts the actual state of the Island at the end of setup, including the first Explore and all Adversary, Scenario, and Spirit Setup. If you need to add  for a Spirit, use their ; if they don't have enough , add as much as you can. Depending on the exact combination of Adversaries, Scenarios, and Spirits, this may require a good memory to track all variable Setup options (e.g., where *Ocean's Hungry Grasp* put its second ).

Major Power: Unearth a Beast of Wrathful Stone

This Power checks whether a Ravage or Build Action actually happened, not whether the land matches a Ravage or Build Card.

Only Mark 1  Token per use of this Power, even if a modifier makes this Power add additional Beasts.  cannot be destroyed, removed, or replaced. If you ever have to destroy, remove, or replace , you can choose the  as one of those ; it won't be affected.



Scenario: Destiny Unfolds

If an effect forces you to gain a Minor Power or Major Power, you must pick a card of that type from your Destiny. If you don't have any cards of that type left in your Destiny, gain normally from that deck.

When Fractured Days Split the Sky gains a Power Card from its Destiny, they may also add one of those cards to Days that Never Were.

Spirit: Breath of Darkness Down Your Spine

Check if a piece is alone when you start resolving the damage/destroy instruction (whichever sentence has "Damage" or "Destroy" in it).

Your Powers that target The Endless Dark () count it as "target land" for the purpose of sensibly resolving their effects there (since the target is unambiguously defined), but it's still not a land during resolution. Many effects don't actually do anything in . (E.g., *isolating it does nothing*.)

Only ignore Range when choosing  as the target land for your Powers; don't ignore any Range numbers in the text of that Power.

CLARIFICATIONS ON NEW CONTENT

Because ☉ is not a land, most Adversary effects do nothing there. Most notably, Habsburg Monarchy (Livestock Colony) can't make Invaders Durable there, nor can England meet its additional loss condition there.

Abduct and Escape are both special forms of Move (into and out of ☉, respectively), so they follow all restrictions on movement. Most commonly, this means that you can't pick 🦋 as an Escaping piece; it leaves ☉ with the Invader it's attached to. Also, some Spirits' 🌀 may be unable to Escape if Breath's 🌀 and 🦋 aren't in lands that that Spirit's 🌀 can move to (e.g., *if they aren't in Mountains for Volcano Looming High*). In that case, Breath must let other pieces Escape or lose the game.

In the rare case that you cannot Empower 🦋 immediately after you uncover the 🏔️ space on your top track, that space also allows you to Empower 🦋 each Spirit Phase until it finally sticks.

Spirit: Dances Up Earthquakes

Impending Power Cards are not in play, in hand, or in discard. They are not affected by anything that specifically affects Power Cards in any of those places – most notably, they can't be discarded and can't be reclaimed. Since they are not in play, they do not contribute Elements to your total nor do they count towards Gift of Seismic Energy or Earthquakes and Aftershocks. They are still your Power Cards, and can still be forgotten to pay for a Choice Event or because you gained a Major Power. If you forget an Impending Power Card, discard all Energy on it.

The third Growth Option modifies how much Energy you gain onto the chosen cards that turn, so it can delay an impending Power Card even if there's no Energy on that card yet. You can choose to gain +1 Energy onto one card and -1 Energy onto another card.

Energy gained directly onto impending Power Cards isn't affected by Bargains or other modifiers to how much Energy the Spirit gains for itself.

Spirit: Relentless Gaze of the Sun

Relentless Punishment checks how many 🌀 you have in the origin land when you first use a Power Card; moving or losing 🌀 there as part of using the Power doesn't stop you from repeating the Power Card as many times as you're able to pay for it. If you repeat a Power Card with Relentless Punishment, the origin land is the same as for the original use, even if you don't have 🌀 there any more.

Spirit: Wandering Voice Keens Delirium

🦋 stops 🦋 near 🌀 from participating in Ravage even if the Invaders with 🦋 aren't participating in Ravage for other reasons.

Spirit: Wounded Waters Bleeding

Even though Wounded Waters Bleeding has an oddly-shaped 🌀 track, it still gains Energy and Card Plays equal to the highest single Energy and Card Play icon, respectively; it doesn't add up its icons.

The three steps of Seeking a Path Towards Healing must be taken in the listed order after playing and paying for Power Cards. If the Healing Card played in the second step removes this Special Rule, skip the third step.

The Healing Track is just a visual aid; there is no limit to the number of Healing Markers Wounded Waters Bleeding can claim. Healing Markers claimed by Wounded Waters Bleeding don't grant Elements and can't be used as Element Markers prepared by Shifting Memory of Ages.

Couldn't find your answer here? The glossary on Page 21 includes definitions for uncommonly-used phrases, and the online FAQ has answers to many other questions at <https://querki.net/u/darker/spirit-island-faq/>



CREDITS

Game Designer: R. Eric Reuss
 Developers: Christopher Badell, Emilia Katari, Nick Reale, Ted Vessenes
 Editor-in-Chief: Christopher Badell
 Editors: Christopher Badell, Brian Blankstein, Nick Reale, Dylan Thurston
 Art Direction: SaRae Henderson
 Graphic Design: SaRae Henderson
 Iconography: SaRae Henderson, Darrell Louder
 Cover Art: Nolan Nasser
 Adversary Map: Zach Bodenner
 Alternate Historian: Paul Bender

Eric would like to thank the developers and playtesters for their hard work, fans of the game everywhere for their enthusiasm, and especially his wife Anne, without whom he would never have been able to make Spirit Island in the first place.

Spirit Island – including without restriction the game, setting, stories, characters, names, and lore – is used under license from Lightning Heart Games LLC.

PLAYTESTERS

Abigail Ho, Abraham "Frenzy/utabe" Maxfield, Akiva Gordon, Albert Lin, Alex and Cassie Kirchenwitz, Alex Pogue, Alex "Capn" Tyndale, Alexander Simon Konrad, Alexis Horizon, Alice Cecile, Alison Gordon, Allen "Legoluigi" Hamilton, Aman Parekh, Amelia V., Andreas Burhenne, Andrej Lecký, Andrew L. Daar, Andrew Yee, Andrés Santiago Pérez-Bergquist, Ania Mieszkowska, Ariane, Arya Fireheart, Aubrey Clark-Brown, Audrey Lewis, Ben Wray, Benjamin Durst, Benjamin Larsen, Bob Scherrer, Boris Kosyagin, Braden Povah, Brandon Vesely, Brian Blankstein, Brian Modreski, Brian "SirBriguy" Hixon, Brooke Matson, Bryan "broccoli" Graham, Caiah Turnell, Caleb Bia, Cameron Lang, Carlo "SpeedyOlrac" Gonzalez, Carolyn VanEseltine, Charles E. Leiserson, Jr., Chelsea Wilson, Chris Traeger, Christopher Schlimgen, Cillian Doyle (Rosebud), Clint Rorick, Coda Gonzalez, Coleman Ellis, Curtis Mitchell, Dan Pierkowski, Daniel Privett, Daniel "dewin" Grace, Danielle Church, Danielle Riccardi, David Headman, David Jiang, David Koot, David Meierfrankenfeld, David O'Neill, David Rosch, David Yeung, Deborah Ong, Dennis Wong, Dylan Thurston, Ed Goncz, Edith Everett, Emily Moran, Elizabeth Milne, Emily Throwe, Eric Kramp, Eric Shaw, Erin McMurtrey, Fiona van den Heiligenberg, Forrest Stewart, Francesco Fuentes, Frazer Goldberg, Gage Kilkenny, Galen Garrick Brownsmith, Geo Kersey, Grant Chen, Greg Leibman, Hansel Lo, Helen Carle, Hindersinn, Hung Nguyen, iakona, Ian Delaney, Ian Zang, Isaac Payne, Isaac Shaw, Jake Hastings, James Biondo, James Rogers, Jamie van der Linden, Jared "SomethingTemporary" Boyce, Jarred Lake, Jeff Dougan, Jennifer Cheek, Jeremy Lennert, Jesse Salomon, Jessie Kuse (WolfeDente), Joe Baratta, Joebobjoe, Jonathan Zev, Jordan Nunn, Josh Trumbo, Justin Hofer, Kai, Kaitlyn Keil, Kala Goyal, Katie Regelson, Kelley Bostrom, Ken Brown, Angela Lee, Ken-Min Yeoh (Sarusta), Korey White, Kyle Bennett, Laura of KSP, Lazyasducks, Leah Szczepanski, Leif Gaebler, Lily de Vries, Lily "Maevey" Watson, Lindsay Kusnarowis, Lisa Bjornseth, Lisa Yu Lo, Lucia Cheng M.D., Luke Hagerling, Lydia and Marco, Magdalena Gamba, Martin Brochu, Martina Vitkovicová, Mateo Bukas, Matthew Biondo, Matthew Melody, Max Maloney, Maxwell Pistilli, Melissa Holm, Menno van der Linden, Michael Schector, Michelle Herder, Mike Hall, Mike Pureka, Molly van Dams, Morten "Skovtroid" Holmboe, Nicholas Henning, Nicole Mendoza, Noah Smith, Oliver Khamky, Oliver Sueper, Olivia Reubens, Pascale, Patric Ho, Patricia Adams, Patrick Clapp, Patrick Jost, Patrick McKeown, Patrick Skoglund, Paul Watson, Penelope (Pen), Peter "PeNguyen" Nguyen, Rachael Weissenburg, Ramona Barie, Ravi Singh, Rebecca Thomas, Rebecca Vessenes, Ritchell van Dams, Roland "Langerrol" Fearnley, Rose Peck, Roza "the Pretty" Hunter, Ruduen, Russ Luzetski, Ruth and Leah Bonser, Sam Barbash-Riley, Sam Gray, Sam Whitefield, Sam Zhu, Samantha Callaghan, Saoirse Goncz, Sarah Lucas, Sean Pike, Sebastian Babel, Shawn Sullivan, Shelby Hemker, Shiyue Xu, Stephanie Everett, Steven Farey, T.J. Pankiewicz, Takara Wood, Taylor Snow, Theresa Mecklenborg, Tim Lanning, Tim Milton, Tom Healy, Tommy Woodruff, Trenton Thompson, Verena Durst, Vignesh Alla, Zenonira

ARTISTS

Agnieszka Dąbrowiecka, Kat Guevara, Emily Hancock, David Markiwsky, Nolan Nasser, Joshua Wright, Aalaa Yassin



Spirit Island is the property of Flat River Group, LLC © 2016

For more information about this and other great games, go to www.GreaterThanGames.com.
 If you have any questions, or require replacement pieces, please email contact@greaterthangames.com.




GLOSSARY/INDEX

At: In the same land as. (E.g., 2 Damage at a piece does 2 Damage in its land.) Nothing is at a piece that's not in a land.

Bargain (in a Power name): A power representing an arrangement made with Dahan for an ongoing benefit OR (in Power text): The cost paid to make and maintain such an arrangement. [p. 15]

Bring: Move with another piece, for all or part of the way. [p. 10]

Claim: Permanently add to your Spirit Panel from the supply. The claimed component does nothing unless an effect references it. [p. 10]

Deeps (Token/Marker) / : The wearing away of a land by the ocean. A Spirit token added by the Deeps Aspect of Ocean's Hungry Grasp. Has no intrinsic effect. When flipped over, it becomes a marker instead of a token. [p. 8]

Destroyed Presence / : Presence that has been destroyed, removed, or replaced without leaving the game or returning to the box. [p. 5]

Directly Destroy: Destroy via a "Destroy" instruction. Distinct from destroying a /Invader by making Damage meet/exceed its Health, and from destroying  by adding Blight.

Do Damage, to other Invaders only: Do the normal Damage for those pieces in a way that no piece does Damage to itself. Two Invaders that do Damage to other Invaders can do Damage to each other.

Do likewise: Perform the prior instruction again for a different Spirit/piece. If there is a decision to be made, you don't need to make the same choices as the first time.


Does not Participate in Ravage: Does not do or take Damage in Ravage Actions, does not cause a land to Ravage, and is ignored for modifiers to Ravage Actions. [p. 6]

Downgrade: Replace an Invader with the next-smallest type of Invader. Downgrading an Explorer Removes it. [p. 10]

Health: The amount of Damage at which a land, Invader, or  takes negative consequences (the land getting  added to it, the Invader/ getting destroyed).

Ignores Health Bonuses: When checking if this Action does enough Damage to destroy a piece, only check against its Base Health minus any Health penalties. This only applies to pieces that receive Damage from this Action and only when checking during this Action; it has no effect on pieces that survive this Action.

Ignore Range: Choose a target, destination, or affected land even if Range would normally prevent you from doing so. You may ignore Range arrows (whether straight like normal, or curved as part of moving a piece with a Growth/Track action) and any other references to a numerical "Range," but not any other restrictions, like "your land" or "adjacent." If ignoring Range when targeting a Power, you must still satisfy any conditions on the origin land (e.g., Jungle, Sacred Site), if any.















Incarna: A type of piece specific to some Spirits that can count as their  and possibly other pieces. [p. 7]

Mark: Distinguish from other pieces or lands. [p. 11]

Move directly to a land: Move to the destination land without passing through any intervening lands. Effects that move pieces to a specific land on the board always move those pieces directly; “directly” is just included for clarity.

Omen (Token): An impending calamity. A token added by the Visions Out of Time Event that the Event uses on the following turn. Represented with a scenario marker or other spare piece.

Overkill: The amount of Damage a land takes beyond its Health. Some Adversaries check how much overkill is done by a Ravage. [p. 14]

Piece: Any physical game component placed in a land on the island except for players’ Single-Turn Effect Markers, components marking a land or region on the island, and Scenario Markers used as player aids. At this time, the normal pieces are: , , , all Invaders (//), and all normal Spirit tokens (, , , , ). Pieces that are less commonly used are: Incarna, , ,  (token side only), and Markers used for game effect by an Event or Scenario – currently Omens tokens (Event: Visions Out of Time), sources of power (Scenario: Powers Long Forgotten), Warding Patterns (Scenario: Ward the Shores), Flame Markers (Scenario: Rituals of the Destroying Flame), and Thieves (Scenario: Despicable Theft).

Prepare: Take from the supply and put on your Spirit Panel as a resource to use later. [p. 10]

Quake (Token) / : Tectonic tension building beneath the earth. A Spirit token added by Dances Up Earthquakes. Has no intrinsic effect. [p. 8]

The Ravage/Build/Explore Step: The part of the Invader Phase corresponding to the Ravage/Build/Explore slot printed on the Invader Board. These steps always happen even if there are no Invader Cards in the corresponding space on the Invader Board. Some Events and Adversaries add extra Invader Steps; while these may be a Ravage, Build, or Explore Step, they are not *the* Ravage, Build, or Explore Step.

Replace a Power Card: Put the new Power Card where the original Power Card is (hand, play, discard, etc.), then put the original Power Card wherever it would go if it had been forgotten. (Power Cards forgotten during Setup are returned to the box.)


Spirit Token: One of several types of pieces that benefit the Spirits. The standard Spirit tokens are , , , , and , but  (Deeps),  (Quakes), and  (Vitality) are also used by specific Spirits and Aspects. [p. 8]

Take a Power Card: Put the top card of a Power Deck into your hand. Do not forget for a Major Power. [p. 11]

Upgrade: Replace an Invader with the next-largest type of Invader.  generally can’t be upgraded. [p. 10]

Vitality (Token) / : Exceptionally resilient ecosystem. A Spirit token added by Towering Roots of the Jungle, the Locus Aspect, and the Nourishing Aspect. Also added during Setup on the thematic map. In a land with no , prevents 1  from being added and is then removed. [p. 8]


IMPORTANT ERRATA

Start the game with exactly 1 additional  on the Blight Card or Blight space.

GROWTH AND PRESENCE TRACK

BONUS:



Bonus Space: Gain the indicated benefits, as if this were an uncovered space on your  track.



Flexible Element: Choose and gain one of the two Elements at any point during the turn; lose the Element when covered or when Time Passes.





Gather a Piece: Each Spirit Phase, you may Gather one of that piece into one of your lands.



Empower Incarna: Each Spirit Phase, you may Empower your Incarna if your Incarna is on the island (and is not yet Empowered).

SPIRIT-SPECIFIC TOKENS




Vitality (Towering Roots of the Jungle, Nourishing Aspect, Locus Aspect): In a land with no , prevents 1  from being added and is then removed.



Quake (Dances Up Earthquakes): Represents tectonic tension building beneath the earth.



Deep (Deeps Aspect): Represents the wearing away of land by the ocean.

During Setup, if playing on the Thematic Boards, add 1  to each of lands NW1, NW5, NW6, and E7.

VER : 23.01

INCARNA



Empowered Incarna.



Ember-Eyed Behemoth (Spirit).



Towering Roots of the Jungle (Spirit).



Wandering Voice Keens Delirium (Spirit).



Breath of Darkness Down Your Spine (Spirit).





Warrior (Thunderspeaker Aspect).



Lair (Lure of the Deep Wilderness Aspect).



Locus (Serpent Slumbering Beneath the Island Aspect).



While on the island, an Incarna may count as any pieces printed on it. (If counting as , must count as .)


Empower: Flip Incarna to Empowered side.

Add/Move Incarna: Add if not on the island; Move if on the island.

NEW CONCEPTS



Destroyed Presence: Any  that has been destroyed, removed, or replaced without being removed from the game; equivalent to "Destroyed .

Downgrade: Replace with the next-smallest Invader. (Remove .)

Upgrade: Replace with the next-largest Invader.

Bring: Move with, all or part of the way.

Prepare: Set next to your Spirit panel for future use.

Claim: Add to your Spirit panel permanently.

For specific card clarifications and answers to any other questions, visit <https://querki.net/u/darker/spirit-island-faq/>

